




# Trivia Time




A decorative border made of thick black lines with white outlines, forming a series of elegant scrolls and swirls that frame the central text.


This food comes from  
a perennial plant.

A decorative border made of thick black lines with white outlines, forming a series of elegant scrolls and swirls that frame the central text.

In the United States,  
California grows the most of  
this food.

A decorative border made of thick black lines with white outlines, forming a series of swirls and loops that frame the text.


This food is usually red,  
but can also be yellow  
or white.

A decorative border made of thick black lines with white outlines, forming a series of swirls and loops that frame the central text.

This food has seeds  
on the outside.

A decorative border composed of thick black lines with white outlines, forming a series of elegant swirls and loops that frame the central text.

This food is a fruit.

A decorative border made of thick black lines with white outlines, forming a series of elegant scrolls and swirls that frame the central text.

This fruit provides  
vitamin C to our diet.

A decorative border made of thick black lines with white highlights, forming a series of elegant scrolls and swirls that frame the central text.

It is North Carolina's  
state red berry.





What is this fruit?

*Strawberries*



### Trivia Time Note Card

- This food comes from a perennial plant.
- In the United States, California grows the most of this food.
- This food is usually red but can also be yellow or white.
- This food has seeds on the outside.
- This food is a fruit.
- This fruit provides vitamin C to our diet.
- It is North Carolina's state red berry.
- What is this fruit?



# Trivia Time Guide

In this Essential File there is a slide presentation to use as a whole group or an individual card that can be printed and handed out. The purpose of this game is to spark student interest and provide some key facts about this agricultural commodity.

**How to use:** To begin the lesson in Activity 2 open up Trivia Time slides on the SMARTboard. Go through each slide as a whole group until students have guessed what fruit they will be learning about. Proceed to lesson content.

**How to use Trivia Time Notecard:** Pull up on SMART board as a bell ringer activity as students come into class and have them guess and turn-in responses into a basket at the front of the room or print out individual notecard size sheets and provide to each student, follow same procedure.

**Note How to Print Notecard:** Select the slide and click print current slide. Select multiple sheets per page (suggested 4 per page).